

PARENT/STUDENT  
**WELCOME PACKET**

---

EVERYTHING YOU NEED TO KNOW  
FOR A SUCCESSFUL SEASON

A large, handwritten word "Welcome" in a vibrant red cursive script, positioned centrally above a horizontal line.

---

On behalf of the Rhythm inc. Staff, welcome to our studio! We're a small studio with family values that carry into all our classes. Our dynamic & talented staff is passionate about sharing our love of dance with each student. At Rhythm inc., your child can discover their love of dance or continue to grow technically & competitively. Our studio offers a variety of classes and commitment levels. Every dancer matters to us! Please take a moment to read through this packet & direct any questions you may have to Ms. Jessica or Ms. Jen at the front desk.

---

# Getting Started

01

## Find your class

Rhythm inc. would love to give your dancer a free trial class so they can experience the joy of Latin dancing first hand! During the trial, our teachers will also evaluate them for placement, and then Ms. Jen will let you know which class your dancer will be in.

02

## Register

Once class placement is decided, a registration link will be texted to you so you can register your dancer at your convenience. **This must be done before they attend their first class!**

03

## Download BANDapp

Our primary communication will be through the BAND app. An invitation to join your dancer's BAND will be texted to you after you complete the registration process. Let Ms. Jen know if you do not receive it, or are having trouble getting started.

04

## Classwear

Ms. Jen will schedule a time (usually a few minutes before class) to take your dancer's measurements and fit them for shoes. Taking your dancer's measurements is important even if you decide to opt-out of the showcase, as you may have questions about sizing for items in our online uniform shop, etc. Rhythm inc. offers an online boutique full of dance wear so your dancer can choose their most Latin look! More information about this can be found on the Shoe & Class Attire page.

05

## Confirm Showcase

As soon as possible, please check the date of the next showcase on our Important Dates page. If your dancer **IS NOT** going to be able to be in the showcase, you need to let Ms. Jen know by the opt out date. This is very important as once costumes are ordered, refunds cannot be issued.

06


## Let's Dance!

Now that you're registered, measured and connected, it's time to get into uniform, put your hair up, and DANCE!

# Meet The Team

## ADMINISTRATIVE STAFF

---



### **Michael & Jessica Blanco**

*Owners/ Lead Male Instructor/Artistic Director*

✉ [www.rhythmincdancestudios.com](http://www.rhythmincdancestudios.com)

📞 832-465-1589

Michael & Jessica Blanco have been teaching Latin/Ballroom dance in the Houston area for twenty years. They opened their own studio in Richmond, Texas in 2014. Since then they have developed the largest children/youth/teen Latin program in the Houston area! Rhythm inc. dancers consistently place at the top of their category in competitions nationwide. Michael & Jessica are grateful for their students and find great joy in helping them discover the love of Latin/Ballroom dancing for themselves!

### **Jen Williams**

*Studio Manager*

📞 832-628-2335

Ms. Jen is usually the first face you'll see when you step into the studio. She oversees many of the day to day operations of the studio, has a supply of band aids and emergency chocolate, and is every dancer's biggest fan. If you have any questions, Ms. Jen is your best resource!



# Instructors

**Angelica Mendoza***Instructor/Choreographer*

Miss Angie oversees the award winning Petite Beat, Pure Rhythm & Elite Rhythm Dance Companies, as well as Production and our Specialty Dance Teams.

**Nazalyn Martinez***Instructor/Choreographer*

Miss Nazalyn oversees our Rhythm Renegade Dance Team, most of our introductory classes, our Teen Latin program and our Ladies Only Latin classes.

**Laurent Melendez***Instructor/Choreographer*

Miss Laurent oversees many of our Junior and Intermediate Latin classes for ages 7-13.

**Jocelyn Lopez***Instructor/Choreographer*

Miss Jocelyn oversees our Latin FUNdamentals Program for ages 2-6.





**BAND**app  
DOWNLOAD NOW!

## LET'S GET STARTED!

In order to ensure we have a fun and successful year, please download the BAND app. It is compatible with any device. **THIS IS OUR MAIN SOURCE OF COMMUNICATION WITH PARENTS AND STUDENTS**, so please make sure you download it! Check BAND for studio announcements, closures & updates. Teachers will also post videos, showcase hair and makeup info., etc. in BAND. If you notice you are not receiving any studio communications, it is *CRUCIAL* you stop by the front desk and make sure your contact info. is correct & updated! It is our goal at Rhythm inc. to be completely transparent with our families so that there are no financial or scheduling surprises popping up throughout the year.

**\*\*If** your dancer is under the age of 13 you **must** join with the parent/guardian's name and age or Band app will not let you join. The age limit is set by the Band app as a protection to minors.

Please use this format in your profile:

Parent's first name, parent's last name, (dancer's name in parenthesis)

For example: Jane Doe (Janie)

# Important Dates

---

## 2024

- July 8 – First Day Of Dance Class
- August 1 – First Day Of Company Classes
- August 15 – Company Costume Fees due
- August 17 & 18 + 24 & 25 – Company Intensive
- September 1 – Winter showcase opt-out deadline
- September 6– Winter Showcase Registration Fee (part 1)+ solo/duo/trio Showcase Lesson's Deadline
- September 14 – Production Audition
- October 6 – Winter Showcase Registration Fee (part 2)
- November 27–30 – Studio Closed For Thanksgiving Holiday
- November 17 – Winter Showcase Tickets Go On Sale 5pm
- December 7–13– Dress Rehearsal Week (winter showcase)
- December 14&15– WINTER SHOWCASE \*\*
- December 20– closed for Christmas Break

## 2025

- January 6– First day of new semester
- February 1 – Summer showcase opt-out deadline
- February 6– Summer Showcase Registration Fee (part 1) + Solo/dúo/trío showcase lessons deadline
- March 6 –Summer Showcase Registration Fee (part 2)
- May 3– company auditions
- May 11– Summer Showcase Tickets Go On Sale at 5pm
- May 31–June 6 –Dress rehearsal week
- June 7&8– SUMMER SHOWCASE \*\*
- June 25–July 6– Break
- July 7–First Day of Dance Class

\*\*OFFICAL DATE WILL BE ANNOUNCED  
ONCE VENUE CONFIRMS

# Payment Schedule

---

1. **Non-Refundable Registration Fee** - \$60 Due at the time of enrollment
2. **Dance Tuition** - automatically withdrawn on the first of every month.
3. **Annual Non-Refundable Registration Fee After the First Season**- \$30 (\$45 for a family) plus tax due on the 1st of the month of July or upon your return to classes (automatically withdrawn)
4. **First Winter Showcase Payment September 6**- automatically withdrawn
5. **Second Winter Showcase Payment October 6** - automatically withdrawn
6. **First Summer Showcase Payment February 1** - automatically withdrawn
7. **Second Summer Showcase Payment March 1** - automatically withdrawn



# Studio Policies & Procedures

---

- 1.) ANNUAL FALL REGISTRATION FEE:** Beginning in 2025, an annual non-refundable registration fee of \$30 per dancer OR \$45 per family (plus tax) is due and will be automatically withdrawn with tuition, the first week of July (or your first month returning to class)
  - 2.) TUITION PAYMENT:** Class tuition is paid through auto pay on MyStudio on the 1st of every month. Insufficient funds will result in a penalty of \$15.00.
  - 3.) RECITAL COSTUMES & TICKETS:** We hold two showcases each year. One in June and the other in December. Recital costumes are ordered in September and February. Once costumes are ordered, they are not returnable! Recital tickets will go on sale in early November for the Winter Showcase and early May for the Summer Showcase. Plan to budget around \$25.00-\$30 per ticket. **Participation in Showcases is highly recommended but not mandatory. If you would like to opt out of a Showcase, please text Ms. Jen no later than September 1st for the Winter Show, and February 1st for the Summer Show.** If you do not opt out by these dates, it will be assumed that your child will participate and you will be charged Showcase fees according to the Fee Schedule.
  - 4.) WITHDRAWALS:** If you must withdraw, a written notice must be given to Ms. Jen 14 days prior to the withdrawal from dance class. If a withdrawal is made after showcase costumes and fees have been charged, there WILL BE NO REFUND. The only exception to this policy is if a family has to move during the course of the school year or there is an unexpected family emergency.
  - 5.) DRESS:** Dancers must be dressed appropriately to participate in class and have hair pulled back if it's longer than chin length. The instructors reserve the right to ask your dancer to sit out if not dressed in proper dance attire or if they do not have the appropriate dance shoes. Jeans, school clothes, pajamas, sweats, etc. are NOT considered appropriate dance attire. Bare feet are NOT safe or appropriate dance attire. If a dancer forgets their shoes, they may be asked to sit out for their own safety. Dancers should wear proper dress, including proper shoes to class in order for the instructor to be able to see their movement and technique clearly. Proper attire also helps your child feel more confident and focused during class. Dance shoes and attire may be purchased at Rhythm Inc.'s online dance boutique. All shoes must be fitted by Ms. Jen or one of the instructors in order to ensure that they fit properly, which helps to prevent injury. Instructors will do a "shoe check" the first week of class to ensure all dancers have proper shoes for weekly dance class and Showcases. Please review the "Shoe & Dance Attire Guide" section of this packet.
-

# Studio Etiquette & Expectations.

---

- 1.) **STUDIO ETIQUETTE:** No food or gum is allowed on the dance floors. Water bottles are acceptable to bring to class. Please be respectful of all Rhythm Inc. furniture and property. It is okay to bring food or snacks into the waiting area, but please clean up after yourself. Lessons and classes are often held in the front ballroom, next to the waiting area. We have a waiting area as a courtesy to our parents who enjoy watching their child's class. Please be courteous and keep your voices down so the dancers can hear their instructors and focus on their lessons without distractions. If the instructor is having to yell to be heard above the noise in the waiting area, the volume of voices is too loud. **The studio is not a playground, it is a teaching/learning space. Please keep children in the waiting area and do not let them run around the studio.** This is for their safety, the safety of our dancers, and keeps distractions to a minimum. **We love our parents and want to be able to maintain our long standing open-door policy. Your commitment to observing good studio etiquette allows us to continue to have a waiting area in the studio, instead of requiring parents to wait outside like many other dance studios do.**
- 2.) **RESOLVING ISSUES:** If you would like to speak to us about an issue with a dancer or class, etc. please understand that our class schedule is tightly packed. Therefore, we ask that you let Ms. Jen at the front desk know that you would like to talk to us and she will help you make an appointment. Conversations longer than a quick question or comment to your child's instructor cannot be held during class hours. Our instructors don't have the time in between classes to discuss any concerns and their next class deserves their full attention for the full class time.
- 3.) **ATTENDANCE:** Being a dancer at Rhythm Inc. requires commitment. Having good attendance is important to the progression of the dancer, as each week skills are taught that build on the previous week's skills. Dancers with poor attendance slow the advancement of the class and inhibit personal growth. Please make every effort to show up to all classes on time and ready to learn!
- 4.) **MISSED CLASSES:** There are no refunds for missed classes. Make-up classes are available as an option but are not required. IF YOUR DANCER MUST MISS A CLASS, PLEASE BE COURTEOUS AND TEXT OR EMAIL Ms. JEN. Regular attendance is essential to ensure the personal growth of your dancer and the progression of the class.
- 5.) **INJURIES:** If your dancer is injured, they should still attend class to observe. No tuition will be reimbursed due to an injury; however, a dancer's membership may be put on hold on a case-by-case basis.
- 6.) **CELL PHONES:** Cell phones, and smart watches are not allowed in dance class. They may be brought to the studio to contact parents but should be kept in the dancer's bag, out of sight, so as not to be a distraction. Phones will be confiscated and parents called with any inappropriate usage of phones or devices.
- 7.) **BAD WEATHER:** Rhythm Inc.'s bad weather cancellation policy is NOT determined by the surrounding school districts. Weather conditions change or improve rapidly. A text message/email notification will be sent to you as soon as cancellation has been made. We try to make weather-related cancellation decisions by 2:00 pm of that day.
- 8.) **BREAKS AND HOLIDAYS:** The studio will have a winter break and summer break. Dance will be held on most school vacation days... (i.e. Parent-Teacher Conference days)
- 9.) **ATTITUDE:** Rhythm Inc. does not tolerate any type of bullying. Leave gossip at the door!

# Shoe & Class Attire

## Shoes



Dancers ages 2-5  
Rhythm Inc. Ballet Slippers



Dancers Age 6-8  
Rhythm inc. Split Sole Jazz Shoes



Dancers ages 6-11  
Rhythm Inc. Cuban Heel



Dancers ages 11 & Up  
Rhythm Inc. Latin Heel

## Approved Hairstyles

Latin dancing is traditionally a partner sport. Therefore, having hair pulled back and out of the face is a safety issue (helping to prevent being poked in the eye) as well as an important part of dressing the part of the dancer you WANT to be.



Low sleek bun



High sleek bun



Low sleek braid



Low sleek ponytail

# Shoes & Class Attire

## Dance Attire Standards



We like to allow each dancer to choose class wear that is flattering to *their* body, and that *they* feel confident in. However, we DO require our students to abide by our dress code. **We require our students to wear black, red, white and gray so the class as a whole has a cohesive look.**

You have many choices when it comes to class wear, but no matter what you choose, the basic elements should be the same: your attire should be form fitting to display your lines and allow your instructor to see how you are moving your body. It should also be flattering to your figure, clean, neat, and allow a full range of motion.

Excessive cleavage should not be visible and dance bottoms need to cover the WHOLE bottom. No cheek leaks, please! Something else your classmates and teachers will appreciate is good personal hygiene (especially deodorant).

We have several options for your dancer to choose from in our Rhythm inc. Boutique!

Some examples of appropriate class wear are shown below, along with a QR code you can scan to access our online store.



# Showcases

We hold two showcases every year; one in December, and one in June. Participation in showcases is not mandatory, however, it is HIGHLY encouraged! Performing in showcases furthers your child's dance education in ways that can't be taught in class alone. Showcase is the "lightbulb" moment where everything clicks into place for most of our dancers, and once they have performed in one, they can't wait for the next one! Here's what you need to know about our Showcases:

## Registration & Fees

With nearly 100% participation in our most recent showcases, we're simplifying the registration process. Every student will automatically be registered for the upcoming showcase and payment will be charged on the dates listed UNLESS you notify Ms. Jen at the front desk BY THE OPT OUT DATE that your dancer will not be performing. After the opt out date, refunds cannot be given, as the costume companies charge us for shipping and a restocking fee for every costume we return. Showcase dates, performance fee payment dates and opt out dates can be found on the Important Dates page in this handbook and on the BANDapp calendar.

## Production

Several months before each showcase, we will send out the link to enroll your child in Production. This is completely optional. These are the dancers that set the theme of the show, and perform the opening and closing numbers. If your dancer is interested in auditioning for one of our Company Dance Teams, Production is a GREAT place to start! Every dancer who auditions for Production is given a part! The extra classes your dancer takes for Production are taught by our Owner/Director, Jessica Blanco, and our Company Teacher/Choreographer, Angelica Mendoza. Not only is Production a lot of fun, it is an affordable way for your dancer to receive top notch instruction, and dance with some of the studio's top dancers!

## Solos/Duos/Trios

Our dancers have the option of performing a solo/duo/trio number in our showcases. This will entail scheduling private lessons with one of our teachers to choose music & costumes, choreograph a routine, and polish it so it is showcase ready. The number of private lessons needed will vary, as each dancer learns at their own pace. This is something you and the teacher will discuss. A link will be sent out several months prior to each showcase for you to register your dancer for a solo/duo/trio spot in the show. Pricing can be found on the Showcase Fee Breakdown page.



# Showcases. cont.

## **Pro/Am**

Any student is able to dance with their instructor at the showcase. Just let your child's teacher know so that they can start setting up weekly private lessons. Then they can begin choosing music & costumes, choreographing a special routine, and polishing it so it is showcase ready. Fees associated with this option are on the "showcase fee breakdown" page.

## **Showcase Tickets**

About one month prior to each showcase, a link to purchase tickets will be posted in the Band app. Every dancer will be allotted the same number of tickets that they may purchase. This keeps it fair for all of our dancers and eliminates the risk of shows selling out before everyone has a chance to buy tickets. If you do not need as many tickets as you are allotted, or you need more, please let Ms. Jen know and she'll do her best to help!

# Showcase Fee Breakdown

## Registration & Fees

### **Classes ages 2-6 (Toddler)**

1st payment is \$67.50  
2nd payment is \$67.50

### **Classes ages 7-9 (juniors):**

1st payment is \$70.00  
2nd payment is \$70.00

### **Classes ages 10& up (intermediate/teen/ladies):**

1st payment is \$72.50  
2nd payment is \$72.50

## Production

Production class is \$15 per class (usually we do 2 classes back to back).

Accounts will be charged regardless of attendance. This encourages attendance & since we have so much to cover in very limited time- dancers and parents must make this class a priority. production dancers MUST attend classes to be adequately prepared for the show!

production cast members require an additional costume for these dances. The costume price varies but will be between \$100-\$120 per dancer

## Solos/Duos/Trios

If your child decides to do an extra number in the showcase, they could do a solo, duo or a trio! Each solo dance will be \$25/person per show and each duo/trio will be \$20/person per show.

(Private lessons must be taken to prepare and choreograph)

## Pro/Am

Students who dance with a professional instructor will be charged \$250 for the first dance and each additional dance will be \$40.