



2025-2026
PARENT/STUDENT
HANDBOOK

EVERYTHING YOU NEED TO KNOW
FOR A SUCCESSFUL SEASON



On behalf of the Rhythm inc. Staff, welcome to our studio! We're a small studio with family values that carry into all of our classes. Our dynamic & talented staff is passionate about sharing our love of dance with each student. At Rhythm inc., your child can discover their love of dance or continue to grow technically & competitively. Our studio offers a variety of classes and commitment levels. Every dancer matters to us! Please take a moment to read through this packet & direct any questions you may have to Ms. Jen at the front desk. 346-690-7777 (text for the fastest response)

Getting Started

01

Find your class

Rhythm inc. would love to give your dancer a free trial class so they can experience the joy of Latin dancing first hand! During the trial, our teachers will also evaluate them for placement, and then Ms. Jen will let you know which class your dancer will be in.

02

Register

Once class placement is decided, a registration link will be texted to you so you can register your dancer at your convenience. **This must be done before they attend their first class!**

03

Download BANDapp

Our primary communication will be through the BAND app. An invitation to join your dancer's BAND will be texted to you after you complete the registration process. Let Ms. Jen know if you do not receive it, or are having trouble getting started.

04

Uniform

Ms. Jen will schedule a time (usually a few minutes before class) to take your dancer's measurements and fit them for shoes. Taking your dancer's measurements is important even if you decide to opt-out of the showcase, as you may have questions about sizing for items in our online uniform shop. More information about this can be found on the Required Uniform page.

05

Confirm Showcase

As soon as possible, please check the date of the next showcase on our Important Dates page. If your dancer **IS NOT** going to be able to be in the showcase, you need to let Ms. Jen know by the opt out date. This is very important as once costumes are ordered, refunds cannot be issued.


06

Let's Dance!

Now that you're registered, measured and connected, it's time to get into uniform, put your hair up, and DANCE!

Meet The Team

ADMINISTRATIVE STAFF



Michael & Jessica Blanco

Owners/ Lead Male Instructor/Artistic Director

✉ rhythmincinfo@gmail.com

Michael & Jessica Blanco have been teaching Latin/Ballroom dance in the Houston area for twenty years. They opened their own studio in Richmond, Texas in 2014. Since then they have developed the largest children/youth/teen Latin program in the Houston area! Rhythm inc. dancers consistently place at the top of their category in competitions nationwide. Michael & Jessica are grateful for their students and find great joy in helping them discover the love of Latin/Ballroom dancing for themselves!

Jen Williams

Studio Manager

📞 346-690-7777

✉ rhythmincinfo@gmail.com

Ms. Jen is usually the first face you'll see when you step into the studio. She oversees many of the day to day operations of the studio, has a supply of band aids and emergency chocolate, and is every dancer's biggest fan. If you have any questions, Ms. Jen is your best resource!





BANDapp
DOWNLOAD NOW!

LET'S GET STARTED!

In order to ensure that we have a fun and successful year, please download the BAND app. It is compatible with any device. **THIS IS OUR MAIN SOURCE OF COMMUNICATION WITH PARENTS AND STUDENTS**, so please make sure you download it! Check BAND for studio announcements, closures, important deadlines, & updates. Teachers will also post videos, showcase hair and makeup info., etc. in BAND. If you notice you are not receiving any studio communications, it is *CRUCIAL* you stop by the front desk and make sure your contact info. is correct & updated! It is our goal at Rhythm inc. to be completely transparent with our families so that there are no financial or scheduling surprises popping up throughout the year.

****If your dancer is under the age of 13 and has a device, they will need to download BAND for Kids. It has extra protections to help keep children safe.**

Please use this format in your profile:

Parent's first name, parent's last name, (dancer's name in parenthesis)

For example: Katie Brown (Janie)

Important Dates

2025

- July 7 - First Day Of Dance Class
- August 4 - First Day Of Company Classes
- August 4 - Company Costume Fees due
- August 16 & 17 - Company Intensive
- August 18 - Winter showcase opt-out deadline
- August 25 - Winter Showcase Registration Fee (part 1) Charged + solo/duo/trio Showcase Lessons Deadline
- **September 1 - Labor Day - No Classes**
- September 15 - Company Competition Deposit Due
- September 25 - Winter Showcase Registration Fee (part 2) Due
- November 8 - Winter Showcase Tickets Go On Sale 2pm
- **November 25 - Last day of classes (studio closed 11/26 - 11/30 for Thanksgiving Holiday)**
- December 1 - 5 - Dress Rehearsal Week (winter showcase)
- December 6 & 7 - ** WINTER SHOWCASE **
- **December 20 - Last day of classes (studio closed 12/21 - 1/04 for Christmas break)**

2026

- January 5 - Classes resume
- February 1 - Summer showcase opt-out deadline
- February 9 - Summer Showcase Registration Fee (part 1) Charged + solo/duo/trio Showcase Lessons Deadline
- March 9 - Summer Showcase Registration Fee (part 2) due
- **March 9 - 14 Spring Break - No Classes**
- March 31 - Company audition registration begins
- May 15 - Deadline for Summer Hold Forms
- May 16 - Company Auditions
- May 16 - Summer Showcase Tickets Go On Sale at 2pm
- **May 25 - Memorial Day - No Classes**
- May 30 - Dress Rehearsal
- June 6 & 7 - SUMMER SHOWCASE
- **June 20 - Last Day of Classes (studio closed 06/21 - 07/05 for summer break)**
- July 6 - First Day of Classes for the 2026/2027 year

Payment Schedule

1. **Non-Refundable Registration Fee** - \$59 Due at the time of enrollment
2. **Dance Tuition** - automatically withdrawn on the first of every month.
3. **Annual Non-Refundable Registration Fee After the First Season-** \$30 (\$45 for a family) plus tuition due on the 1st of the month of July or upon your return to classes (automatically withdrawn)
4. **First Winter Showcase Payment August 25-** automatically withdrawn
5. **Second Winter Showcase Payment September 25** - automatically withdrawn
6. **First Summer Showcase Payment February 9-** automatically withdrawn
7. **Second Summer Showcase Payment March 9** - automatically withdrawn

Studio Policies & Procedures

- 1.) ANNUAL FALL REGISTRATION FEE:** Beginning in 2025, an annual non-refundable registration fee of \$30 per dancer OR \$45 per family (plus tax) is due and will be automatically withdrawn with tuition, the first week of July (or your first month returning to class)
- 2.) TUITION PAYMENT:** Class tuition is paid through auto pay on MyStudio on the 1st of every month. Insufficient funds will result in a penalty of \$15.00.
- 3.) RECITAL COSTUMES & TICKETS:** We hold two showcases each year. One in June and the other in December. Recital costumes are ordered in September and February. Once costumes are ordered, they are not returnable! Recital tickets will go on sale in early November for the Winter Showcase and early May for the Summer Showcase. Plan to budget around \$25.00-\$30 per ticket. Participation in Showcases is highly recommended but not mandatory. If you would like to opt out of a Showcase, please let Ms. Jen know no later than September 1st for the Winter Show, and February 1st for the Summer Show. If you do not opt out by these dates, it will be assumed that your child will participate and you will be charged Showcase fees according to the Fee Schedule.
- 4.) WITHDRAWALS:** If you must withdraw, a written notice must be given to the Studio Manager 14 days prior to the withdrawal from dance class. If a withdrawal is made after showcase costumes and fees have been charged, there WILL BE NO REFUND. The only exception to this policy is if a family has to move during the course of the school year or there is an unexpected family emergency.
- 5.) DRESS: Rhythm inc Dance Studio has a strict uniform policy. Uniforms must be purchased from the studio.** Uniform components bought elsewhere may not be an exact match in quality or design. We require all students to be fully dressed, in ALL pieces of the required uniform for classes. Hair must be put up in one of the approved hairstyles if longer than chin length. Dancers who are out of uniform may be asked to sit out of class. After three "out of uniforms", a dancer will not be allowed back in class until a meeting involving the student, a parent, and the studio Directors is held. Rhythm inc. reserves the right to ask dancers to sit out if not in uniform, or if they do not have the appropriate dance shoes. Jeans, school clothes, pajamas, sweats, etc. are NOT considered appropriate dance attire. Bare feet are NOT safe or appropriate dance attire. If a dancer forgets their shoes, they may be asked to sit out for their own safety. Dancers must wear proper dress, including proper shoes to class in order for the instructor to be able to see their movement and technique clearly. Proper attire also helps your child feel more confident and focused during class. Shoes must be fitted by Ms. Jen or one of the instructors in order to ensure that they fit properly, which helps to prevent injury. Instructors will do a "shoe check" the first week of class to ensure all dancers have proper shoes for weekly dance class and Showcases. **Please review the Required Uniform on pages 13-17.**
-

Studio Etiquette & Expectations.

- 1.) **STUDIO ETIQUETTE:** No food or gum is allowed on the dance floors. Water bottles are acceptable to bring to class. Please be respectful of all Rhythm Inc. furniture and property. It is okay to bring food or snacks into the waiting area, but please clean up after yourself. We have a waiting area as a courtesy to our parents. Please be courteous and keep your voices down so the dancers can hear their instructors and focus on their lessons without distractions. If the instructor is having to yell to be heard above the noise in the waiting area, the volume of voices is too loud. **The studio is not a playground, it is a teaching/learning space. Please keep children in the waiting area and do not let them run around the studio.** This is for their safety, the safety of our dancers, and keeps distractions to a minimum. **We love our parents and want to be able to maintain our long standing open-door policy. Your commitment to observing good studio etiquette allows us to continue to have a waiting area in the studio, instead of requiring parents to wait outside like many other dance studios do.**
- 2.) **RESOLVING ISSUES:** If you would like to speak to us about an issue with a dancer or class, etc. please understand that our class schedule is tightly packed. Therefore, we ask that you let Ms. Jen at the front desk know that you would like to talk to us and she will help you make an appointment. Our instructors don't have the time between classes to discuss any concerns and their next class deserves their full attention for the full class time.
- 3.) **ATTENDANCE:** Being a dancer at Rhythm Inc. requires commitment. Having good attendance is important to the progression of the dancer, as each week skills are taught that build on the previous week's skills. Dancers with poor attendance slow the advancement of the class and inhibit personal growth. Please make every effort to show up to all classes on time and ready to learn!
- 4.) **MISSED CLASSES:** There are no refunds for missed classes. Make-up classes are available as an option but are not required. **IF YOUR DANCER MUST MISS A CLASS, PLEASE BE COURTEOUS AND TEXT OR EMAIL Ms. JEN.** Regular attendance is essential to ensure the personal growth of your dancer and the progression of the class.
- 5.) **INJURIES:** If your dancer is injured, they should still attend class to observe. No tuition will be reimbursed due to an injury; however, a dancer's membership may be put on hold on a case-by-case basis.
- 6.) **CELL PHONES:** Cell phones, and smart watches are not allowed in dance class. They may be brought to the studio to contact parents but should be kept in the dancer's bag, out of sight, so as not to be a distraction. Phones will be confiscated and parents called with any inappropriate usage of phones or devices.
- 7.) **BAD WEATHER:** Rhythm Inc.'s bad weather cancellation policy is NOT determined by the surrounding school districts. Weather conditions change or improve rapidly. A text message/email notification will be sent to you as soon as cancellation has been made. We try to make weather-related cancellation decisions by 2:00 pm of that day.
- 8.) **BREAKS AND HOLIDAYS:** The studio will have a winter break and summer break. Dance will be held on most school vacation days... (i.e. Parent-Teacher Conference days)
- 9.) **ATTITUDE:** **Rhythm Inc. does not tolerate any type of bullying. Leave gossip at the door!**

Ages 2 – 7

Required

Includes dress,
belt & bloomers
*ballet shoes
sold separately



Scan here for the
girls 2-7 uniform
← shop

Uniform

Required Uniform

Ages 8 & Up

Choose Your Uniform Base

This is multi-purpose & will be worn for all classes

Romper

Or

Separates



Scan here for the
girls 8+ uniform
shop →



Required Uniform

Ages 8 & Up

*Shoes Ages 6 – 10

Wrap Skirt & Leg Warmers



*Shoes Ages 11+




*Both types of shoes are required for all dancers

Required Uniform

Boys Ages 8 & Up

Mens Latin Dance Shirt

Mens Latin Pants



Shoes & Socks



****Socks must be high enough to cover the ankles and not show your leg while dancing. No ankle or no-show socks.**

Scan here for the
boys uniform
shop →



Hip Hop Required Uniform

Ages 8 & Up

Cargo Pants

Optional Tops

Cargo Pants



Shoes



Scan here for the
boys uniform
shop →




Approved Hairstyles

Latin dancing is traditionally a partner sport. Therefore, having hair pulled back and out of the face is a safety issue (helping to prevent being poked in the eye) as well as an important part of dressing the part of the dancer you WANT to be.



Low sleek bun



High sleek bun



Low sleek braid



Low sleek ponytail

Showcases

We hold two showcases every year; one in December, and one in June. Participation in showcases is not mandatory, however, it is HIGHLY encouraged! Performing in showcases furthers your child's dance education in ways that can't be taught in class alone. Showcase is the "lightbulb" moment where everything clicks into place for most of our dancers, and once they have performed in one, they can't wait for the next one! Here's what you need to know about our Showcases:

Registration & Fees

With nearly 100% participation in our most recent showcases, we're simplifying the registration process. Every student will automatically be registered for the upcoming showcase and payment will be charged on the dates listed UNLESS you notify Ms. Jen at the front desk BY THE OPT OUT DATE that your dancer will not be performing. After the opt out date, refunds cannot be given, as the costume companies charge us for shipping and a restocking fee for every costume we return. Showcase dates, performance fee payment dates and opt out dates can be found on the Important Dates page in this handbook and on the BAND app calendar.

Production

These are the dancers that set the theme of the show, and perform the opening and closing numbers. If your dancer is interested in auditioning for one of our Company Dance Teams, Production is a GREAT place to start! Every dancer who auditions for Production is given a part! The extra classes your dancer takes for Production are taught by our Owner/Director, Jessica Blanco, and Teacher/Choreographer, Daniela Quinonez. Not only is Production a lot of fun, it is an affordable way for your dancer to receive top notch instruction, and dance with some of the studio's top dancers!

Solos/Duos/Trios

Our dancers have the option of performing a solo/duo/trio number in our showcases. This will entail scheduling private lessons with one of our teachers to choose music & costumes, choreograph a routine, and polish it so it is showcase ready. The number of private lessons needed will vary, as each dancer learns at their own pace. This is something you and the teacher will discuss. A link will be sent out several months prior to each showcase for you to register your dancer for a solo/duo/trio spot in the show. Pricing can be found on the Showcase Fee Breakdown page.

Showcases. cont.

Pro/Am

Any student is able to dance with their instructor at the showcase. Just let your child's teacher know so that they can start setting up weekly private lessons. Then they can begin choosing music & costumes, choreographing a special routine, and polishing it so it is showcase ready. Fees associated with this option are on the "showcase fee breakdown" page.

Showcase Tickets

About one month prior to each showcase, a link to purchase tickets will be posted in the Band app. Please double check and make sure you know which show your dancer is going to be in before you buy tickets. If you run into any issues while purchasing tickets, **text** 346-690-7777 and we will help you out! Texting is more helpful to us than a phone call during ticket sales because it helps us have what everyone needs in writing where we can easily refer back to it.

Showcase Fee Breakdown

Registration & Fees

Classes ages 2-6 (Toddler)

1st payment is \$75.00

2nd payment is \$75.00

*Each dancer will have one costume

Classes ages 7-9 + ladies (juniors & ladies):

1st payment is \$95.00

2nd payment is \$95.00

*Each dancer will have two costumes

Classes ages 10& up (intermediates & teens):

1st payment is \$110.00

2nd payment is \$110.00

*Each dancer will have two costumes

Production

In our production class, students will be tasked with preparing a performance that blends these elements, challenging them to seamlessly transition between acting, dance, and music. The class not only develops technical abilities but also fosters creativity, teamwork, and adaptability, with a focus on producing a cohesive final performance that showcases their ability to integrate these diverse artistic forms.

you will perform in all 4 shows & open+close the show

Production dancers **MUST** attend classes to be adequately prepared for the show!

Production cast members require an additional costume for these dances. The costume price varies but will be between \$100-\$120 per dancer

Solos/Duos/Trios

If your child decides to do an extra number in the showcase, they could do a solo, duo or a trio! Each solo dance will be \$25/person per show and each duo/trio will be \$20/person per show.

(Private lessons must be taken to prepare and choreograph)

Pro/Am

Students who dance with a professional instructor will be charged \$250 for the first dance and each additional dance will be \$40.



Welcome to the Rhythm inc. dance familia!
AROUND HERE, WE CHA CHA WITH HEART, SAMBA WITH SOUL,
AND JIVE WITH JOY —
AND NOW YOU'RE PART OF THE RHYTHM TOO!